


GET THE APP

► How to download and set up the **TOPTRACER RANGE APP** on your mobile device.

1

Open the **App Store** or **Google Play** on your device.



2


Download the **Toptracer Range app**. (Or scan **QR Code** below.)



3

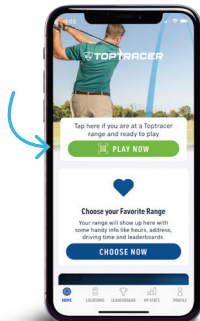
Open the app and select **Sign Up**. Follow prompts on screen.



 **OUT WITH THE OLD** We've retired our previous app, **Toptracer Range Handheld**. Go ahead and delete it from your device!

4

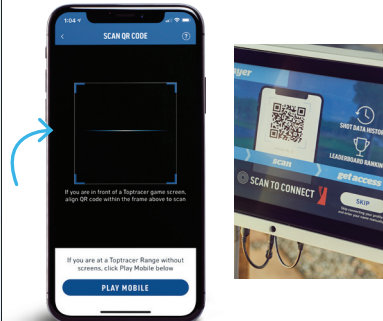
After entering your email, password and profile name, select the green **Play Now** button.



5

FOR COVERED RANGES


Scan **QR Code** on bay screen to connect your profile to your bay.




6

FOR UNCOVERED RANGES

Select **Play Mobile**, then select **Locate Position**. Follow prompts.



YOU'RE ALL SET! SELECT GAMES AND PLAY

 **PRO TIP** When you get to your spot on the range, enable the microphone on your device and record a few shots. It'll help the system locate your position.